



Proteus XR/f

The logical step to digital radiography

Now a single digital x-ray room accommodates nearly all your radiographic studies



gehealthcare.com

Acquire **high-quality, dose-efficient** images

Optimize dose and get consistent image quality with the proven, robust AeroDR cesium iodide wireless flat-panel detectors from Konica Minolta.

- Choose from a range of standard cassette size detectors to suit your most common exam types and patient population: 10 x 12 inch/25 x 30 cm, 14 x 17 inch/35 x 43 cm or 17 x 17 inch/43 x 43 cm.
- Complete exams quickly with an image preview that is available in one second. Fully processed images can be seen within six seconds.
- Detectors charge in the wall stand and table bucky and can last an entire shift, up to 8.2 hours or 300 images.
- Panel drop sensors and monitoring provide data on panel handling, helping to avoid failures while reducing repair costs.
- Detectors are built to withstand extreme environments, everyday bumps and mishaps. With no external battery, they are fully sealed and can be wiped clean with approved cleaners in order to fulfill infection prevention protocols.




Image anyone with ease and comfort



The flexible table accommodates patients of all sizes

- The bariatric table supports a capacity of up to 770 pounds/350 kg and the table measures 86 x 31 inches/220 x 80 cm.
- The four-way float elevating tabletop makes it easy for patients to get onto the table, lowering from 35 inches/90 cm to 19 inches/49 cm above the floor.
- The table moves longitudinally and transversely across a wide travel range to position patients for the optimum field of view and imaging.



Expanded tube coverage increases patient positioning flexibility

- The floor-beam-mounted tube stand travels to clear the table for imaging at the wall stand.
- The tube can be lowered for below-the-knee exams or untethered exams with the wireless detector to image patients in wheelchairs or on gurneys.
- The tube stand travel distance is 79 inches/201 cm longitudinal, 59 inches/150 cm vertical, and 12 inches/30 cm lateral from mid-table. Rotation is +/- 180 degrees.

The versatile and robust floor-mounted design enables you to perform a wide range of dose-efficient radiographic exams, from head-to-toe on patients of all sizes and ages. With extended tube coverage and wireless detectors, Proteus XR/f gives you full flexibility to image patients on the table, at the wall stand, or anywhere in the room.

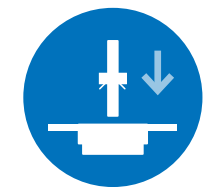



Make exams **easy** for patients and staff

The Proteus XR/f is incredibly easy to use. It is so intuitive that operators who are familiar with analog or digital X-ray systems can walk right up and get to work. Ergonomic design and easy patient positioning make exams nearly effortless.



- Technologists use a single interface and workstation to preview images, view final images and send images to the PACS with strong system integration.
- Detectors are lightweight, easy to carry and manipulate at 5.7 pounds/2.6 kg. Handy grip strips make positioning easy.
- Position controls are intuitive and handy. The tabletop responds to foot pedal controls, moving the table laterally or longitudinally and adjusting the field of view.



Outfit your facility easily and affordably


The compact, floor-mounted design and range of power options enable simple, economical siting in a variety of environments, including hospitals, outpatient clinics, imaging centers, urgent care centers, orthopedic clinics and even physician's offices.

Good fit for smaller rooms

- Proteus XR/f helps remove space, infrastructure and budget constraints in creating x-ray rooms.
- The compact footprint of the system makes it easy to fit into smaller spaces, while floor mounting helps you avoid the expense of ceiling-mounted suspension systems.
- The system is available in elevating table and standard table configurations tailored to your clinical needs.

Flexible power options

- A range of generator power options add more siting versatility and power saving opportunities.
- Choose from single-phase (50 kW) or three-phase (65 kW and 80 kW) generators.



Get expert service you can trust

Proteus XR/f comes backed by a local GE service team with a proven record of prompt response, accurate diagnosis and fast, definitive repairs – so you can expect high uptime and uninterrupted patient care.

- You have access to one of the largest support teams and knowledgeable field engineers with high qualification and training.
- Remote technical support with GE Healthcare experts is available 24/7 to solve your service calls 3x quicker* than on-site intervention helping you drive productivity and minimal downtime.



Stay sharp with training and clinical education

Effective training enables clinicians with the knowledge and skills to use the Proteus XR/f system and other GE technologies to their full potential. GE Healthcare offers numerous clinical and applications training options, on site and online, to fit your needs and schedule.

Bring your team up to speed quickly, keep up with new advanced applications, train new hires, provide refreshers for existing staff, and provide continuing education credits, all with minimal impact on patient flow.

- **GE Healthcare Learning System** - The online platform where you can view courses online, view recorded Live Experts of webinars, download pocket guides, and assign courses to your team to help them grow personally and be more productive.
- **AppsLinq™** - Provides a two-way interactive live remote training session where the trainee can watch the trainer perform step-by-step actions and repeat them for an immediate application of newly learned skills without the cost of distance training.
- **@Live Expert** - Learn from experts who share their clinical and/or technical expertise during a one-hour interactive live session to win maximum confidence on a specific topic in no time.
- **GE Cares** - Your community from collective intelligence, fueled by GE equipment users, radiographers and radiologists on any topic of interest. You can participate, share, connect and learn from your peers, at any time.





GE Healthcare



@GEHealthcare



GE Healthcare



GE Healthcare

gehealthcare.com

GE Healthcare provides transformational medical technologies and services to meet the demand for increased access, enhanced quality and more affordable healthcare around the world.

GE (NYSE: GE) works on things that matter - great people and technologies taking on tough challenges.

From medical imaging, software and IT, patient monitoring and diagnostics to drug discovery, biopharmaceutical manufacturing technologies and performance improvement solutions, GE Healthcare helps medical professionals deliver great healthcare to their patients.

GE imagination at work

Data subject to change

© 2017 General Electric Company.

GE, GE Healthcare, the GE Monogram, Proteus XR/f are trademarks of General Electric Company.

JB48390XXa